



西安欧瑞电器技术有限公司
OREN ELECTRICAL TECHNOLOGY CO., LTD.

[OREN-A400V-100KW-R Resistive AC Load Bank](#)

www.oren-electric.com

Why need load bank testing

It is really critical to ensure that your standby power supply system say UPS(uninterrupted power supply), battery bank, generator, transformers, inverter etc which especially located in harsh, dusty or corrosive environment working in good condition, when you need them most, if switched to be loaded when the main power supply in maintenance procedure or stop abnormally.

Such power supply systems could fail without proper preventative maintenance. OREN provides a whole range of custom preventative maintenance products solutions for your UPS systems, generators and many more to ensure constant uptime for your power systems and make you prepared for anything. Downtime could also be reduced by regular maintenance and thorough inspections which are the key to power supply systems maintenance.

OREN AC load banks could help highlight a large range of faults on the power supply systems it test. The first goal achieved when testing with OREN AC load bank is to ensure your power supply system is reliable or not by validating the power systems' outputs to its technical specifications. The underlying question that OREN series AC load bank could answer you is--"how is my power supply systems constant uptime(technical performance) ?" The load bank also tests that the power supply system is not faulty, no faults in construction and components reliable, that the aging of the power supply system is in line with expectations and that there are no pending breakdowns or early signs of wear and tear.

OREN series AC load bank testing offers you whole solutions of predictive failure analysis for UPS(uninterrupted power supply), generator, transformers, PV system, inverter etc, to validate the condition and output of such power systems comprehensively. Integrated AC & DC load bank could be made in one unit or separately with different load voltages as per your need for different applications.

About OREN load banks resistor

Highly reliable and durable new alloy resistor is used for the OREN's AC & DC load bank. It is thermal shrinkable and seal installed in the stainless steel pipe, whose surface with insulated heat sink. The resistor is moisture-proof, anti-corrosion, good heat dissipation, high insulation resistance, safe and reliable.

OREN load bank control modes

Two control modes available for OREN AC load banks: The local panel control mode and the remote control mode by PLC through PC software. Local control mode will be locked once load bank is switched to remote control mode. By applying the PLC, we could make load bank an intelligent test system, load power

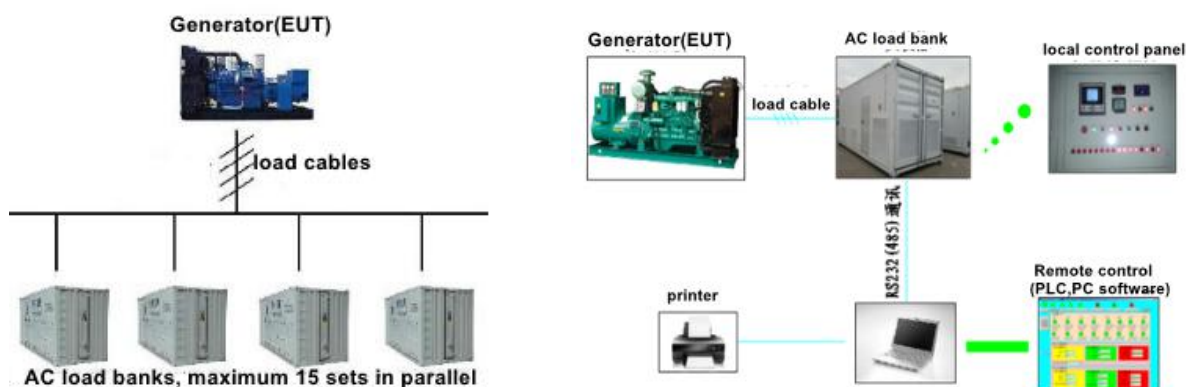


西安欧瑞电器技术有限公司

OREN ELECTRICAL TECHNOLOGY CO., LTD.

OREN-A400V-100KW-R Resistive AC Load Bank www.oren-electric.com

curve could be preset through PC software and all electrical parameters of EUT(equipment under test) including current, voltage, apparent power, active power, reactive power, power factor, frequency and warning info could be achieved automatically by the PC software and displayed by load bank digital meter. Up to 15 load banks at most could be parallel controlled by PC software which generating the test tables, curves and standard test report.



Technical Specifications	
Model	OREN-AC400V-100KW-R Resistive AC Load Bank
Load Element	Alloy resistors
Load Voltage	AC400V 3phase 4wire, 50/60Hz
Load Power	100KW
Load Steps(KW)	1KW, 2KW, 2KW, 5KW, 20KW, 20KW, 50KW (1KW-100KW adjustable)
Power Factor	1.0
Load Accuracy	±5%
Display	voltage, current, power, reactive power, energy, frequency
Power Supply	220V 50Hz, single phase
Control Mode	Manual control by push button Remote control by PLC through PC software (optional)



Insulation Class	F
Protection Level	IP20(indoor use)
Fan Noise	75dB
Cooling Mode	Force-air cooling
Work Mode	Continuous work
Protections	Overheating/Buzzer alarm, Overheating protection, emergency stop button
Dimension-Weight	500*750*1100mm(W*D*H)
Weight	180KGS
Ambient Temperature	-10℃~+50℃
Mobility	Four wheels, lifting rings in chassis top
Humidity	≤95%
Altitude	≤2500 meters

- In some countries, 220V 1P will be replaced by 120V/230V/240V/277V 1P, 380V 3P will be replaced by 208V/400V/415V/480V 3P. Resistive AC load bank for load voltage 208V 3P and 120V 1P, 415V 3P and 240V 1P, 480V 3P and 277V 1P with higher load power are also available as per your need.





OREN-A400V-100KW-R Resistive AC Load Bank

www.oren-electric.com





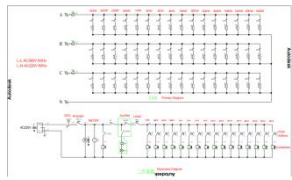
Load Bank Control Panel Explanation

Load Bank Control Panel Explanation		
Component Picture	Name	Function
	EPO	Emergency pause operation (Press to stop, rotate to release) <u>clockwise rotate before load bank operation</u>
	Power	Fan power with built in light indicator



	<p>Meter</p>	<p>Digital meter displaying the voltage, current, frequency</p>
<p>Alarm</p>	<p>Alarm</p>	<p>Over temperature (85°C) buzzer alarm</p>
<p>Load</p>	<p>Load</p>	<p>Load Steps control switch with built in light indicator</p>
	<p>Load Steps: Push Buttons</p>	<p>Push on/off to adjust the load power (by contactor on/off)</p>
	<p>Load Cables Connection Copper Bus Bar: A, B, C & N</p>	<p>4 load cables connection between copper bus bar A, B, C & N, and equipment under test (Each phase load cable cross-sectional area no less than 150mm²)</p>
<p>AC220V</p>	<p>AC220V Power Supply Socket</p>	<p>Plug in the power cord to load bank socket with 220V single phase</p>



	ON-OFF Wheels	Press ON to lock the wheel Press OFF to unlock the wheel
	Grounding connection	Grounding before load bank testing
	Diagram	All design diagrams provided--turn key

Each load bank includes the standard items:

- ① Load Bank Main Unit--1 set
- ② Main Unit Power Cord--1 pcs (inside load bank)
- ③ Products primary and secondary diagram (Products components wire connection diagram)--1 pcs (inside load bank)
- ④ User Manual--1 pcs (digital copy)